

SYLVANIA
Group

LOGISTICS & INDUSTRY





“ Sylvania has a way of bringing **technology & creative innovation** together which ultimately leads to products and solutions with **world class efficiency** and **design**. I am also incredibly proud to work at a company which really does put **sustainable practises** at the forefront of its values. ”



Simon Greenwood
UK Sales Director
& GM



WHO WE ARE

With over 100 years of expertise, Sylvania Group manufactures and markets eco-responsible lighting products, solar and digital solutions. We are proud to be present in over 50 countries with over 1,200 employees globally.

We support our customers throughout their projects with a comprehensive range of services including design, commissioning, financing and tailored extended warranty terms.

Our European production sites enable us to provide both standard and highly customised, unique solutions while limiting our carbon footprint. In 2024, we were awarded Ecovadis Silver status, confirming our social and environmental commitment.

Our expertise and capacity for innovation are underpinned by our two historic brands; Sylvania and Concord. Energy efficiency, sustainable development, digitalisation, wellbeing and quality of light are at the heart of our mission.

SYLVANIA
Group

MUCH, MUCH MORE THAN JUST A LIGHTING MANUFACTURER

Standardised Lighting Solutions

Sylvania Group offers a range of versatile product solutions, perfectly suited for large Industrial projects. Our team will collaborate closely with you to evaluate your needs and implement standardised lighting designs that optimise energy usage and improve illumination levels.

Energy Efficient Technologies

We offer a wide range of energy efficient lighting products, including LED fixtures, sensors, controls and solar panels; all designed to significantly reduce energy consumption with lighting maintaining optimal quality.

Smart Control Systems

In addition to energy-efficient lighting fixtures, our proposal includes smart control systems that enable scheduling and optimisation of lighting operations, reducing energy consumption and potentially lowering maintenance costs.


Cost Effectiveness

Our proposals focus on delivering maximum value through competitive pricing, energy savings, and long-term reliability, by minimizing upfront investment and ongoing operational expenses.

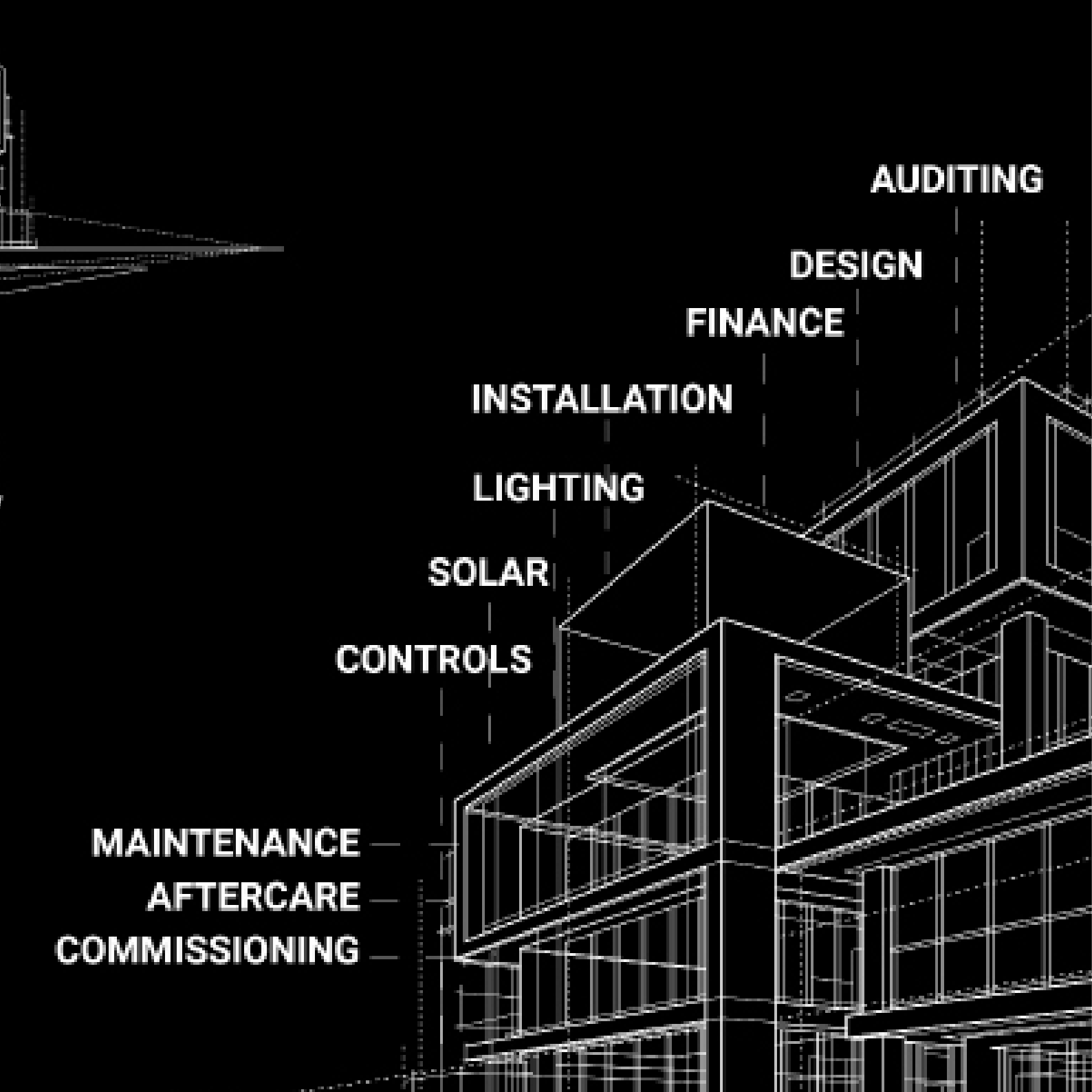
Expertise and Support

Our European centres of excellence in Germany, France and Belgium are our foundation; ensuring innovative design, development and production are aligned with a dynamic marketplace.

SYLVANIA
Group



— — Your full service
— — **Project Delivery**
— — **Partner**



AUDITING

DESIGN

FINANCE

INSTALLATION

LIGHTING

SOLAR

CONTROLS

MAINTENANCE

AFTERCARE

COMMISSIONING





SUEZ WASTE CASE STUDY

Kalani, Resisto, Granit,
Highbays, Insaver Slim,
Quantum





MANVERS CASE STUDY

SSA Granit, Microwave
Resisto, Giotto,
Quantum, Insaver Slim


INDUSTRIAL YARDS

Ensuring that yards where HGV's or forklift trucks may operate are sufficiently lit is of paramount importance. A well lit yard will reduce potential health and safety risks brought on by badly lit spaces.



KALANI

This asymmetric range is designed to address lighting pollution and reduce the impact to wildlife and birds. With a L70 100 000h rating providing excellent longevity and with a lifespan of over 10 years, the Kalani range is one of the best in its class.



ZEPHYR

The Zephyr is designed to replace traditional HID fixtures. Robust build and protection: IK08 and IP66, with 1000 hours Salt Spray test. Lifespan of 90,000 at L70:B50.



START SURFACE IP66

START Surface IP66 is perfect for interior and exterior applications including residential and commercial entrance ways and corridors. It benefits from a robust design that meets IK10 requirements.





YARDS

WARE HOUSES

In warehouses, compliance to guidance on light levels, uniformity and glare plays a major role in Health and Safety. Using Smart-enabled luminaires creates a comfortable and safe environment.



GRANIT

Granit is a robust and long lasting luminaire with a lifespan of over 10 years. Multiple dimming options and sensors are available including SylSmart Connected. 5 years warranty as standard, with 10 years available on request.



Coming
Spring
'25!



ROCKS

Rocks is the most versatile fixture for warehousing and manufacturing applications, coming in a wide range of lumen packaging from 9 000 to 52 000 lumen, top-notch performance up to 190lm/W and tailored optics to suit both the open space and racking environment.




RESISTO

Resisto weatherproof fittings excel in quality, energy efficiency and functionality. Options include Standard and Self-Test Emergency versions, presence detection with two-stage dimming and stand-by mode and SylSmart enabled versions offer unrivalled energy savings and connectivity.



SYLVANIA
Group






WAREHOUSES


OFFICE & MEETING SPACES

Good lighting in offices has never been more important. It can help with mental wellbeing and motivation, plus anti-glare technology can play a huge part in promoting good physical health as well, by reducing headaches.



OPTIX LINEAR

Linear fitting for continuous line mounting. Based on the Optix architecture, it boasts a slimline and sleek design, with state of the art glare control.



QUANTUM

Quantum is a highly efficient range of LED Panel luminaires, ideal for offices, meeting rooms, corridors, breakout areas and other general indoor lighting applications including humid areas.



MINI CONTINUUM II

Mini Continuum II provides perfectly clean horizontal and vertical lines of homogenous light with no shadows. Ideal for offices, meeting rooms and corridors.



SYLVANIA
Group



OFFICES

KITCHENS

Whether it's a commercial kitchen with a canteen in a manufacturing plant, or a kitchenette on an office floor; the right lighting always helps to ensure safety and great aesthetics.




DELTAWING

A universal IP44 rated luminaire with classic shape for a wide range of applications. It has a uniform light distribution combined with a slim but robust design. Available in 4 and 5ft versions, with Multi-Power switch or DALI/ Sylsmart versions.



QUADRO

Quadro brings style and comfort to industrial office spaces. UGR 16 rating prevents screen glare and a high efficiency of 153lm/w and 8 possible power-settings makes it a perfect choice for like-to-like replacement of the existing panels.



OPTICLIP

OptiClip is a recessed modular office luminaire with replaceable light engines. Provides perfect solution for offices, schools and general applications. Low glare, UGR<19 to be office compliant with high efficacy.





KITCHENETTES

SHARED OR SINGLE USE TOILETS

Whether it is communal toilets in an office block, customers toilets, or even if you have a employee shower room, we have you covered with a range of IP65 fixtures.



START SPOT IP65 FIRE

Designed and tested to meet Fire Rating Standards (30, 60, 90-minute fire rated ceilings) for safety and reassurance: BS 476-21:1987.



OBICO 68 IP65

Integrated adjustable LED accent downlight with IP65 protection from water and steam vapour and benefits from high lumen efficacy.



GIOTTO

Our most robust, reliable and easy to install ambient LED bulkhead. Up to 2350 lumen output; IP44 and IK10 rating; Available in both surface and recessed mount.



SYLVANIA
Group





STREET
TOILETS

CORRIDORS / INTERNAL WALKWAYS

Internal lighting between rooms is paramount to people's safe passage through spaces. Clear and bright light, from subtle yet stylish fixtures is the best way to light these dark spaces.



SOLSTICE

Concord Solstice is a comprehensive downlights family, specially developed for the architectural specification market. It has been developed around a bespoke reflector system which achieves class leading performance.



GIOTTO

Our most robust, reliable and easy to install ambient LED bulkhead. Up to 2350 lumen output; IP44 and IK10 rating and available in both surface and recessed mount.



INSAVER SLIM

InSaver Slim is a comprehensive range of downlights with lumens value from 620lm to 4950lm. The new, redesigned lenses provide very good uniformity of light, bigger beam angle of 70 degrees and a wide light distribution curve.





CORRIDORS

MEETING ROOMS

Meeting rooms within warehouses or industrial buildings are often overlooked when it comes to lighting. Investment in luminaires which provide bright daylight like brilliance, anti glare technology AND look aesthetically pleasing is key to productivity.



MINI CONTINUUM II

Mini Continuum II provides perfectly clean horizontal and vertical lines of homogenous light with no shadows. Long lifetime of 66,000 hours life at 90% of the original output (L90B10).




BEACON

The Beacon is one of our most famous tracklights. First designed in 1986, the family has grown and evolved during this time. The NEW Beacon is available now!



OPTICLIP TERRA

A full luminaire made of 60% paper! The OptiClip TERRA frame is made from certified sustainable paper, 60% of which is recycled. It is folded, not glued, and is **100% recyclable!**





MEETING ROOMS


PERIMETERS /WALKWAYS

Everyone knows the importance of a well lit walkway, but with lighting capabilities changing all the time; exterior lighting doesn't have to be staid. From poles to recessed, below is a flavour of what Sylvania can offer.



START BOLLARD

Integrated LED bollard, contemporary design on a classic bollard, integrated switch allows to choose between warm white (3000K) and neutral white (4000K) colour temperatures.



MURO SURFACE

Wall mounted fixture for exterior lighting applications, Die cast aluminium housing in RAL7016 – anthracite grey colour. Also available with 3 hour Self-Test Emergency.



START SURFACE IP66

START Surface IP66 is perfect for interior and exterior applications including residential and commercial entrance ways and corridors. It benefits from a robust design that meets IK10 requirements



SYLVANIA
Group





WALKWAYS

CAR PARKS

Car park lighting can be stylish, but practical, with Energy useage monitoring possible through our SylSmart Energy app. Also...Fluorescents are now banned, meaning LED is lighting the way to the future.



START BOLLARD

Integrated LED bollard, contemporary design on a classic bollard, integrated switch allows to choose between warm white (3000K) and neutral white (4000K) colour temperatures.



RESISTO

LED integrated waterproof fixture in 1200mm and 1500mm nominal length. High efficiency throughout the range with up to 137lm/W system efficacy for standard and 160lm/W for HE types. 69,000hrs (L80B20) lifespan.



ZEPHYR

LED Lantern complete with 60mm side entry spigot and supplied with 0.5 metre mains supply cable, die-cast aluminium housing, polycarbonate cover and IP66 rated.



SYLVANIA
Group





CAR PARKS



SYLVANIA
Group

EMERGENCY LIGHTING

**STAY COMPLIANT, BE
EMERGENCY SECURE**

Be safe and secure in the knowledge that Sylvania has got you covered for your emergency lighting requirements.

Communal spaces, corridors, stairwells - we have a solution to fit every application and environment.



SYLVANIA
Group



SylSmart


WIRELESS EMERGENCY MONITORING

ENHANCE YOUR LIGHTING CONTROL

- SylSmart Connected Emergency has been designed to test Emergency luminaires
- Modular solution for simple integration with DALI DT-1 luminaires
- On combined mesh for mains & emergency lighting
- Cloud-based monitoring
- Status documentation (one click reporting)



SYLVANIA
Group



**Growth
rooted
in data
SylSmart**

SYLSMART CONNECTED

SylSmart Connected is the latest in smart lighting technology from Sylvania Group.

Using Bluetooth wireless mesh to facilitate communication and control intelligent luminaires; SylSmart Connected allows users to truly customise their lighting experience.

Once SylSmart Connected is in place, upgrades can be added to create packages, enhancing the technical capabilities and data analysis of Connected.

SylSmart Connected Pro is the innovative extension of Connected. Seamlessly integrating global monitoring and detailed data collection, providing user-friendly, actionable insights that empowers users and elevates the quality of the building services for occupants.

What are the SylSmart Connected options?



CONNECTED - ORIGIN

Intelligent controllable lighting at your fingertips



CONNECTED PRO - GROWTH As above with...

Global oversight and remote control, offering foundation level lighting service.



CONNECTED PRO + - EVOLUTION As above with...

Advanced analytics, complete device asset overview and actionable insight.



CONNECTED PRO + Add ons - ECO SYSTEM

As above with...

Premium functionality including services, open API or top level data and data storage.



SYLVANIA
Group

The image features three glowing incandescent light bulbs of different shapes and sizes, suspended against a dark background with a bokeh effect of warm, out-of-focus lights. The bulbs are illuminated from within, casting a warm glow. The central bulb is a classic A19 shape, while the others are more modern and rounded. The overall mood is warm and artistic.

SYLVANIA
Group

CREATING LIGHT FOR 100 YEARS

For over 100 years, lamps have been at the heart of what we do. Throughout the years, with technology and market requirements changing, we have adapted and evolved our product offer to ensure we have the right lamp for you.

Take a look at some of the latest in our lamp ranges!



GU10
Platinum range



TOLEDO
Platinum range



LED GLS
range



LED Candle
range



TOLEDO
Lifestyle range



SYLVANIA
Group



SOLAR POWER

Natures gift, Our future.

Providing clean, year-round renewable energy; Solar panels are one of the most cost-effective ways to reduce carbon and improve energy efficiency. We are proud to work with and provide Solar services to companies who share our visions of a carbon neutral future.

Our team of designers and Solar experts are ready to work with you to ensure you receive a Solar package that meets all of your requirements, leading to a more energy efficient future.



SYLVANIA
Group

SILVER | Top 15%

ecovadis

Sustainability Rating

FEB 2024



WHAT NEXT?

At Sylvania, we strive to ensure that we deliver outstanding products and digital solutions, energy efficient and environmentally friendly innovations and most importantly, customer care.

We are happy to discuss your logistics or industrial project with you and guide you through the process. We also specialise in other market segments, so please click on the QR code below for further information.

Thank you

THE SYLVANIA TEAM



SYLVANIA
Group

LOGISTICS & INDUSTRY

SYLVANIA
Group

www.sylvania-group.com
info.uk@sylvania-lighting.com

Feilo Sylvania UK Ltd
Unit D The Drove Retail Park
McKinley Way
Newhaven
East Sussex
BN9 0FA