

SYLVANIA
Group

OFFICES



FOR OVER 100 YEARS,
SYLVANIA HAS BEEN AN
INNOVATOR IN LIGHTING
TECHNOLOGY



“ Sylvania has a way of bringing **technology & creative innovation** together which ultimately leads to products and solutions with **world class efficiency** and **design**. I am also incredibly proud to work at a company which really does put **sustainable practises** at the forefront of its values. ”



Simon Greenwood
UK Sales Director
& GM



WHO WE ARE

With over 100 years of expertise, Sylvania Group manufactures and markets eco-responsible lighting products, solar and digital solutions. We are proud to be present in over 50 countries with over 1,200 employees globally.

We support our customers throughout their projects with a comprehensive range of services including design, commissioning, financing and tailored extended warranty terms.

Our European production sites enable us to provide both standard and highly customised, unique solutions while limiting our carbon footprint. In 2024, we were awarded Ecovadis Silver status, confirming our social and environmental commitment.

Our expertise and capacity for innovation are underpinned by our two historic brands; Sylvania and Concord. Energy efficiency, sustainable development, digitalisation, wellbeing and quality of light are at the heart of our mission.

SYLVANIA
Group

MUCH, MUCH MORE THAN JUST A LIGHTING MANUFACTURER

Standardised Lighting Solutions

Sylvania Group offers a range of versatile product solutions, perfectly suited for your Office projects. Our team will collaborate closely with you to evaluate your needs and implement standardised lighting designs that optimise energy usage and improve illumination levels.

Energy Efficient Technologies

We offer a wide range of energy efficient lighting products, including LED fixtures, sensors, controls and solar panels; all designed to significantly reduce energy consumption with lighting maintaining optimal quality.

Smart Control Systems

In addition to energy-efficient lighting fixtures, our proposal includes smart control systems that enable scheduling and optimisation of lighting operations, reducing energy consumption and potentially lowering maintenance costs.

Cost Effectiveness

Our proposals focus on delivering maximum value through competitive pricing, energy savings, and long-term reliability, by minimizing upfront investment and ongoing operational expenses.

Expertise and Support

Our European centres of excellence in Germany, France and Belgium are our foundation; ensuring innovative design, development and production are aligned with a dynamic marketplace.

SYLVANIA
Group

— — Your full service
— — **Project Delivery**
— — **Partner**

ce
ery

AUDITING
DESIGN
FINANCE
INSTALLATION
LIGHTING
SOLAR
CONTROLS
MAINTENANCE
AFTERCARE
COMMISSIONING



SYLVANIA
Group






VERDANT OFFICES CASE STUDY

Ascent 100/150, Myriad
Downlights, TubiXx
pendants, Mini Continuum,
RANA Linear recessed fittings,
Resisto and Start waterproof,
Sylsafe Exit

SYLVANIA
Group





THREADNEEDLE STREET CASE STUDY

Ascent, Start Flex, Mini
Continuum II, RouteLED,
Colossal (from Halla), Myri-
ad, Sterling, Lytepanel

BREAKOUT AREAS

In an office, breakout areas can be where creative ideas are generated! Make sure that they are well lit and aesthetically pleasing to ensure maximum productivity.



MINI CONTINUUM II

Mini Continuum II provides perfectly clean horizontal and vertical lines of homogeneous light with no shadows. Ideal for offices, meeting rooms, corridors, education facilities, museums and libraries.



PIXO TRACK LIGHT

The new Pixo (Small - Medium - Large) have a simple and slick integral design fixture, without the need for a driver box and no visible screws. The fixtures emit extremely precise light beams due to the high quality lenses.




NILO

Nilo is a 360° curve-shaped luminaire for retail, hospitality, and office environments. It can be suspended at different heights, allowing architects and lighting designers to play with the design space and create appealing lighting effects.



SYLVANIA
Group






BREAKOUT

OFFICE & MEETING SPACES

Good lighting in offices has never been more important. It can help with mental wellbeing and motivation, plus anti-glare technology can play a huge part in promoting good physical health as well, by reducing headaches.



OPTIX LINEAR

Linear fitting for continuous line mounting. Based on the Optix architecture. State of the art glare control.



MINI CONTINUUM II

Mini Continuum II provides perfectly clean horizontal and vertical lines of homogeneous light with no shadows. Ideal for offices, meeting rooms, corridors, education facilities, museums and libraries.



QUANTUM

Quantum is a highly efficient range of LED Panel luminaires, ideal for offices, meeting rooms, corridors, breakout areas and other general indoor lighting applications including humid areas.





OFFICES

M

KITCHENS

Whether it's a commercial kitchen or a kitchenette on an office floor, the right lighting always helps to ensure safety and great aesthetics.




DELTAWING

A universal luminaire with classic shape for wide range of applications with IP44 to withstand moisture and mechanical stress. It has a uniform light distribution combined with a slim but robust design.



FLEX PRO

The Flex Pro is the family of LED strips for indoor use with IP20 & IP65 rating and IP67 for outdoor use. High Colour Rendering Index of CRI90 and R9>50 provides a nice boost in colour clarity. For most residential installations, CRI90 is a good fit for areas where you plan to spend the most time in.



OPTICLIP

OptiClip is a recessed modular office luminaire with replaceable light engines. Provides perfect solution for offices, schools and general applications. Low glare, UGR<19 to be office compliant with high efficacy.





KITCHENETTES

SHARED OR SINGLE USE TOILETS

Whether it is communal toilets in an office block, customers toilets, or even if you have a employee shower room, we have you covered with a range of IP65 fixtures.



START SPOT IP65 FIRE

Designed and tested to meet Fire Rating Standards (30, 60, 90-minute fire rated ceilings) for safety and reassurance: BS 476-21:1987.



OBICO 68 IP65

Integrated adjustable LED accent downlight with IP65 protection from water and steam vapour, with high lumen efficacy.



GIOTTO

Our most robust, reliable and easy to install ambient LED bulkhead. Up to 2350 lumen output; IP44 and IK10 rating; Available in both surface and recessed mount.



SYLVANIA
Group





STREET
TOILET

CORRIDORS / INTERNAL WALKWAYS

Internal lighting between rooms is paramount to people's safe passage through spaces. Clear and bright light, from subtle yet stylish fixtures is the best way to light these dark spaces.



SOLSTICE

Concord Solstice is a comprehensive downlights family, specially developed for the architectural specification market. It has been developed around a bespoke reflector system which achieves class leading performance.



GIOTTO

Our most robust, reliable and easy to install ambient LED bulkhead. Up to 2350 lumen output; IP44 and IK10 rating; Available in both surface and recessed mount.



INSAVER SLIM

InSaver Slim is a comprehensive range of downlights with lumens value from 620lm to 4950lm. The new, redesigned lenses provide very good uniformity of light, bigger beam angle of 70 degrees and a wide light distribution curve.





CORRIDORS

MEETING ROOMS

Meeting rooms within offices are often overlooked when it comes to lighting. Investment in luminaires which provide bright daylight like brilliance, anti glare technology AND look aesthetically pleasing is key to productivity.



COLOSSAL

The new Colossal is a round shape surface and suspended architectural luminaire for offices, retail and hospitality application with uniform and homogeneous light distribution.



NEW!



BEACON

The Beacon is one of our most famous tracklights. First designed in 1986, the family has grown and evolved during this time.



NEW!



OPTICLIP TERRA

A full luminaire made of 60% paper! The OptiClip TERRA frame is made from certified sustainable paper, 60% of which is recycled. It is folded, not glued, and **100% recyclable.**



SYLVANIA
Group





MEETING ROOMS

PERIMETERS /WALKWAYS

Everyone knows the importance of a well lit walkway, but with lighting capabilities changing all the time; exterior lighting doesn't have to be staid. From poles to recessed, below is a flavour of what Sylvania can offer.



START BOLLARD

Integrated LED bollard, contemporary design on a classic bollard, integrated switch allows choice between warm white (3000K) and neutral white (4000K) colour temperatures.



MURO SURFACE

Wall mounted fixture for exterior lighting applications, Die cast aluminium housing in RAL7016 – anthracite grey colour. Also available with 3 hour emergency.



START SURFACE IP66

START Surface IP66 is perfect for interior and exterior applications including residential and commercial entrance ways and corridors. It benefits from a robust design that meets IK10 requirements



SYLVANIA
Group





WALKWAYS

CAR PARKS

Car park lighting has come a long way in the last few years. As well as having the best in lighting design, car park energy useage can now be monitored by using our SylSmart Energy app. Fluorescents are now banned, meaning LED is the way forward.



START BOLLARD

Integrated LED bollard, contemporary design on a classic bollard, integrated switch allows chioce between warm white (3000K) and neutral white (4000K) colour temperatures.



RESISTO

LED integrated waterproof fixture in 1200mm and 1500mm nominal length. High efficiency throughout the range with up to 137lm/W system efficacy for standard and 160lm/W for HE types. 69,000hrs (L80B20) lifespan.



ZEPHYR

LED Lantern complete with 60mm side entry spigot and supplied with 0.5 metre mains supply cable, die-cast aluminium housing, polycarbonate cover and IP66 rated.



SYLVANIA
Group





CAR PARKS



SYLVANIA
Group

EMERGENCY LIGHTING

**STAY COMPLIANT, BE
EMERGENCY SECURE**

Be safe and secure in the knowledge that Sylvania has got you covered for your emergency lighting requirements.

Communal spaces, corridors, stairwells - we have a solution to fit every application and environment.



SYLVANIA
Group



SylSmart


WIRELESS EMERGENCY MONITORING

ENHANCE YOUR LIGHTING CONTROL

- SylSmart Connected Emergency has been designed to test Emergency luminaires
- Modular solution for simple integration with DALI DT-1 luminaires
- On combined mesh for mains & emergency lighting
- Cloud-based monitoring
- Status documentation (one click reporting)



SYLVANIA
Group



**Growth
rooted
in data
SylSmart**

SylSmart Connected

SylSmart Connected is the latest in smart lighting technology from Sylvania Group.

Using Bluetooth wireless mesh to facilitate communication and control intelligent luminaires; SylSmart Connected allows users to truly customise their lighting experience.

Once SylSmart Connected is in place, upgrades can be added to create packages, enhancing the technical capabilities and data analysis of Connected.

SylSmart Connected Pro is the innovative extension of Connected. Seamlessly integrating global monitoring and detailed data collection, providing user-friendly, actionable insights that empowers users and elevates the quality of the building services for occupants.

What are the SylSmart Connected options?



CONNECTED - ORIGIN

Intelligent controllable lighting at your fingertips



CONNECTED PRO - GROWTH As above with...

Global oversight and remote control, offering foundation level lighting service.



CONNECTED PRO + - EVOLUTION As above with...

Advanced analytics, complete device asset overview and actionable insight.



CONNECTED PRO + Add ons - ECO SYSTEM

As above with...

Premium functionality including services, open API or top level data and data storage.



SYLVANIA
Group



SYLVANIA
Group

CREATING LIGHT FOR 100 YEARS

For over 100 years, lamps have been at the heart of what we do. Throughout the years, with technology and market requirements changing, we have adapted and evolved our product offer to ensure we have the right lamp for you.

Take a look at some of the latest in our lamp ranges!



GU10
Platinum range



TOLEDO
Platinum range



LED GLS
range



LED Candle
range



TOLEDO
Lifestyle range



SYLVANIA
Group



SOLAR POWER

Natures gift, Our future

Providing clean, year-round renewable energy; Solar panels are one of the most cost-effective ways to reduce carbon and improve energy efficiency. We are proud to work with and provide Solar services to companies who share our visions of a carbon neutral future.

Our team of designers and Solar experts are ready to work with you to ensure you receive a Solar package that meets all of your requirements, leading to a more energy efficient future.



SYLVANIA
Group

SILVER | Top 15%

ecovadis

Sustainability Rating

FEB 2024



WHAT NEXT?

At Sylvania, we strive to ensure that we deliver to our customers outstanding products and digital solutions, energy efficient and environmentally friendly innovations and most importantly, customer care.

We are happy to discuss your office project with you and guide you through the process. We also specialise in other market segments, so please click on the QR code below for further information.

Thank you

THE SYLVANIA TEAM



SYLVANIA
Group



**For more information about
any of the products you have
seen, please visit our website
by clicking the QR code.**

SYLVANIA
Group

OFFICES

SYLVANIA Group

www.sylvania-group.com
info.uk@sylvania-lighting.com

Feilo Sylvania UK Ltd
Unit D The Drove Retail Park
McKinley Way
Newhaven
East Sussex
BN9 0FA